





HH15、HP(QP)系列隔离开关



2. 外形安装尺寸






| 型号 | A | B | D | E | F | G | H | I | L | L1 | L2 | L3 | O |
|-------------|----|-----|-----|---|------|----|------|------|---------|---------|---------|---------|----|
| HP(QP)250/3 | 25 | 125 | M10 | 4 | 37.5 | 66 | 44.5 | 12.5 | 199-250 | 250-301 | 301-385 | 148-199 | 99 |



| 型号 | A | B | C | D | E | F | G | H | I | L | L1 | L2 | L3 | O |
|---------------|----|----|-----|-----|---|----|-----|----|------|---------|---------|---------|---------|-----|
| HP(QP)-630/3 | 30 | 15 | 170 | M10 | 5 | 39 | 107 | 65 | 43.5 | 226-284 | 284-342 | 342-400 | 180-238 | 119 |
| HP(QP)-1000/3 | 40 | 20 | 218 | M12 | 6 | 32 | 117 | 80 | 51 | 226-284 | 284-342 | 342-400 | 400-500 | 125 |



| 型号 | A | B | C | D | E | F | G | H | I | L | L1 | L2 | L3 | L4 | O |
|---------------|----|----|-----|-------|----|----|----|----|----|---------|---------|---------|---------|---------|-----|
| HP(QP)-1250/3 | 40 | 20 | 350 | 2XM12 | 10 | 34 | 87 | 87 | 81 | 260-295 | 295-330 | 330-400 | 400-500 | 225-260 | 147 |
| HP(QP)-1600/3 | 50 | 20 | 350 | 2XM12 | 10 | 34 | 87 | 87 | 81 | 260-295 | 295-330 | 330-400 | 400-500 | 225-260 | 147 |



| 型号 | A | B | C | D | E | F | G | H | I | L | L1 | L2 | L3 | L4 | M | O | J |
|---------------|-----|----|-----|-----|------|-------|----|----|----|---------|---------|---------|---------|---------|-----|-------|----|
| HP(QP)-2500/3 | 80 | 15 | 420 | M12 | 12.5 | 185 | 87 | 87 | 81 | 420-455 | 455-490 | 490-560 | 560-600 | 385-420 | 400 | 160 | 40 |
| HP(QP)-3150/3 | 100 | 20 | 462 | M12 | 14 | 172.5 | 87 | 87 | 81 | 420-455 | 455-490 | 490-560 | 560-600 | 385-420 | 400 | 167.5 | 50 |